

OFI RS EURO EQUITY SMART BETA GR

Monthly Factsheet - Equities - September 2019



Investment policy :

OFI RS Euro Equity Smart Beta GR is a mutual fund mainly invested in eurozone equities. The investment team selects stocks from the Euro Stoxx universe using an innovative approach that shelters it from biases arising from the 'cap-weighting' of benchmarks. The fund managers have developed a dynamic investment process that combines three approaches: equal risk contribution, SRI analysis ('best in class' approach) and equal weighting of stocks. Investments are allocated among stocks on a quarterly basis.

Registered in: DEU AUT

Key Figures as of 30/09/2019

Net Asset Value of the unit (EUR) :	99,10
Net Assets of the unit (EUR):	0,00
Number of holdings:	199
Number of stocks:	198
Equity exposure:	99,99%

Characteristics

ISIN Code:	FR0013303625
Ticker:	OFISGR FP Equity
AMF classification:	Euro Zone - Equities
Europerformance classification:	Euro Equities
Benchmark ⁽¹⁾ :	Euro Stoxx NR
Main risks:	Capital and performance Market risk: equity and credit Exchange rate
Management Company:	OFI ASSET MANAGEMENT
Fund manager(s):	Stéphane YOUNBI - Olivier KERJAN
Distribution policy:	Capitalisation
Currency:	EUR
Inception date:	19/01/2018
Recommended investment horizon:	Over 5 years
Valuation:	Daily
Ongoing charge:	1,34%
Custodian:	SOCIETE GENERALE PARIS

Solvency Capital Requirement*

SCR Market (EUR) as of 31/12/2019 : * 111 433 235



* The market SCR represents the capital requirement taking into account correlation between the various risk factors.


Paying and Information Agent : OLDENBURGISCHE LANDESBANK AG, Stau 15/17, 26122 Oldenburg

Paying and Information Agent : Raiffeisen Bank International AG, Otto Wagner Platz 5 1090 Wien

(1) Benchmark: Euro Stoxx NR

This document is intended only for professional clients within the meaning of Article D. 533-11 of the French Monetary and Financial Code; independent asset management advisers; financial investment advisers within the meaning of Article L. 541-1 et seq of the Monetary and Financial Code. It should not be forwarded to non-professional clients who do not possess the necessary experience, knowledge and skills to take their own investment decisions and correctly assess the potential risks involved. The information contained in this document cannot under any circumstances be regarded as having contractual value. Only the investment fund's full prospectus and its most recent financial statements can be regarded as authoritative. Before envisaging subscription for any shares or securities in the fund, we recommend reading the most recent prospectus attentively and consulting the last financial report published by the investment fund, available on request from OFI Asset Management, 22 rue Vernier, 75017 Paris, or entities which market the investment fund. No commercial exploitation, not even any partial exploitation, of the data presented therein may be effected without the prior consent of OFI Asset Management or one of its subsidiaries. Neither OFI Asset Management nor its subsidiaries can accept any liability concerning the use made of the information contained in this document or any consequences stemming from such use. Any reproduction or unauthorized use of this information will render the user liable and will be susceptible of leading to legal proceedings. Past performance is not a reliable indicator of future performance. The figures quoted are for past years. In consequence the management company cannot be held liable for any investment or divestment decision made on the basis of the information contained in this document. The fiscal treatment of investments involving shares or securities in the investment fund will depend on the individual situation of each client and will be susceptible of changing. OFI Asset Management S.A., 22 rue Vernier, 75017 Paris, a limited company with a capital of €7,440,000, listed in the Paris Trade and Companies Register under the no. 384 940 342, a portfolio management company approved by the AMF (the French Financial Markets Authority) under the number GP 92-12.

Return since inception



Source: Europerformance

Risk Profile:

Level : 1 2 3 4 5 6 7

Monthly return



Source: Europerformance

Year To Date return



Source: Europerformance

Return & Volatility

	Since inception (cum.)		5 years (cum.)		3 years (cum.)		1 year		YTD		6 months	3 months
	Return	Volat.	Return	Volat.	Return	Volat.	Return	Volat.	Return	Volat.	Return	Return
OFI RS EURO EQUITY SMART BETA GR	4,60%	12,07%	-	-	-	-	24,99%	10,89%	24,99%	10,89%	9,07%	5,55%
Benchmark ⁽¹⁾	5,27%	13,55%	-	-	-	-	26,11%	11,95%	26,11%	11,96%	7,95%	5,35%

Source: Europerformance

Monthly returns

	Jan.	Feb.	Mar.	Apr.	May	Jun.	Jul.	Aug.	Sep.	Oct.	Nov.	Dec.	Year	Bench.
2018	-1,59%*	-3,06%	-2,48%	4,12%	-0,83%	-1,34%	2,70%	-1,93%	-1,15%	-5,71%	-0,61%	-5,35%	-16,31%	-16,53%
2019	6,54%	2,87%	1,84%	3,05%	-4,06%	3,84%	0,68%	-0,73%	3,39%	1,53%	3,29%	0,64%	24,99%	26,11%

*Return from 19/01/2018 to 31/01/2018

Source: Europerformance

CONTACT • Sales Department • 01 40 68 17 17 • contact@ofi-am.fr



OFI Asset Management • A portfolio management company authorised by the AMF under number GP 92-12 • Intracommunity VAT no.: FR 51384940342 • Public limited company with capital of €42,000,000 • Principal activity (APE) code 6630Z 22 rue Vernier 75017 Paris • Tel.: + 33 (0)1 40 68 17 17 • Fax: + 33 (0)1 40 68 17 18 • www.ofi-am.fr



OFI RS EURO EQUITY SMART BETA GR

Monthly Factsheet - Equities - September 2019



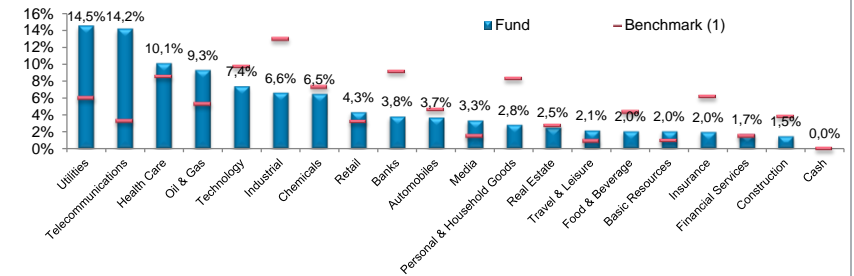
Asset Management

Top 10 Holdings (cash excluded)

Name	Weight	Performance	Contribution	Country	Sector
ILIAD	2,28%	0,00%	0,00%	France	Telecommunications
FREENET	1,83%	-3,27%	-0,06%	Germany	Telecommunications
TELECOM ITALIA	1,81%	-2,08%	-0,04%	Italy	Telecommunications
ELISA	1,79%	1,53%	0,03%	Finland	Telecommunications
TELEFONICA DEUTSCHLAND	1,73%	-6,75%	-0,13%	Germany	Telecommunications
SIEMENS GAMESA RENEWABLE ENERGY	1,61%	7,94%	0,12%	Spain	Oil & Gas
KONINKLIJKE KPN NV	1,61%	-5,90%	-0,10%	Netherlands	Telecommunications
PROXIMUS	1,58%	-6,79%	-0,12%	Belgium	Telecommunications
TELEFONICA	1,53%	-10,43%	-0,18%	Spain	Telecommunications
GALP ENERGY	1,37%	0,85%	0,01%	Portugal	Oil & Gas
TOTAL	17,13%		-0,47%		

Source: OFI AM (ICB Classification - Level 2)

Sector breakdown



Source: OFI AM (ICB Classification - Level 2)

3 Best monthly contributions

Name	Weight	Performance	Contribution	Country	Sector
SIEMENS GAMESA RENEWABLE ENERGY	1,61%	7,94%	0,12%	Spain	Oil & Gas
TECHNIPFMC	1,11%	11,14%	0,11%	United Kingdom	Oil & Gas
MORPHOSYS	0,69%	13,01%	0,08%	Germany	Health Care

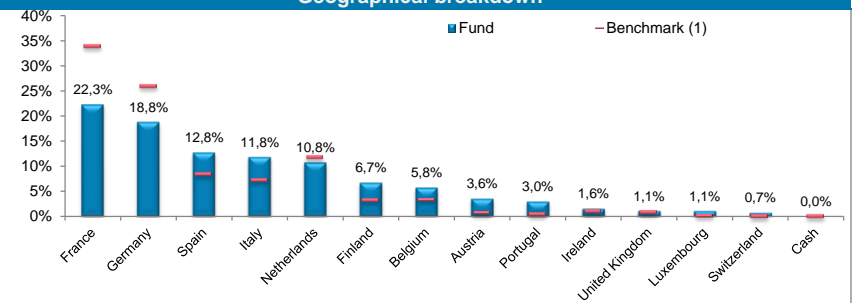
Source: OFI AM (ICB Classification - Level 2)

3 Worst monthly contributions

Name	Weight	Performance	Contribution	Country	Sector
TELEFONICA	1,53%	-10,43%	-0,18%	Spain	Telecommunications
QIAGEN	0,54%	-21,62%	-0,15%	Netherlands	Health Care
TELEFONICA DEUTSCHLAND	1,73%	-6,75%	-0,13%	Germany	Telecommunications

Source: OFI AM (ICB Classification - Level 2)

Geographical breakdown



Source: OFI AM

Main movements of the month

Buy / Increase		
Name	Weight M-1	Weight M

Source: OFI AM

Sell / Decrease		
Name	Weight M-1	Weight M

Source: OFI AM

Statistical Indicators (compared to the benchmark⁽¹⁾ on a 1 year rolling basis)

Beta	Alpha	Tracking Error	Sharpe Ratio ⁽²⁾	Information Ratio	Frequency of profit	Worst drawdown
0,81	0,06	3,55%	2,25	-0,28	58,82%	-5,04%

(1) Benchmark: Euro Stoxx NR

(2) Risk free rate: EONIA

Source: Europerformance

Valuation metrics

	PER 2019 (3)	PER 2020 (3)
Fund	16,85	15,61
Benchmark	16,05	14,70

(3) PER = Price / Earnings

	PTBV 2019 (4)	PTBV 2020 (4)
Fund	1,80	1,71
Benchmark	1,63	1,56

(4) PBV = Price / Book value

Source: Factset

This document is intended only for professional clients within the meaning of Article D. 533-11 of the French Monetary and Financial Code; independent asset management advisers; financial investment advisers within the meaning of Article L. 541-1 et seq of the Monetary and Financial Code. It should not be forwarded to non-professional clients who do not possess the necessary experience, knowledge and skills to take their own investment decisions and correctly assess the potential risks involved. The information contained in this document cannot under any circumstances be regarded as having contractual value. Only the investment fund's full prospectus and its most recent financial statements can be regarded as authoritative. Before envisaging subscription for any shares or securities in the fund, we recommend reading the most recent prospectus attentively and consulting the last financial report published by the investment fund, available on request from OFI Asset Management, 22 rue Vernier, 75017 Paris, or entities which market the investment fund. No commercial exploitation, not even any partial exploitation, of the data presented therein may be effected without the prior consent of OFI Asset Management or one of its subsidiaries. Neither OFI Asset Management nor its subsidiaries can accept any liability concerning the use made of the information contained in this document or any consequences stemming from such use. Any reproduction or unauthorized use of this information will render the user liable and will be susceptible of leading to legal proceedings. Past performance is not a reliable indicator of future performance. The figures quoted are for past years. In consequence the management company cannot be held liable for any investment or divestment decision made on the basis of the information contained in this document. The fiscal treatment of investments involving shares or securities in the investment fund will depend on the individual situation of each client and will be susceptible of changing. OFI Asset Management S.A., 22 rue Vernier, 75017 Paris, a limited company with a capital of €7,440,000, listed in the Paris Trade and Companies Register under the no. 384 940 342, a portfolio management company approved by the AMF (the French Financial Markets Authority) under the number GP 92-12.

CONTACT • Sales Department • 01 40 68 17 17 • contact@ofi-am.fr



OFI Asset Management • A portfolio management company authorised by the AMF under number GP 92-12 • Intracommunity VAT no.: FR 51384940342 •

Public limited company with capital of €42,000,000 • Principal activity (APE) code 6630Z 22 rue Vernier 75017 Paris •

Tel.: + 33 (0)1 40 68 17 17 • Fax: + 33 (0)1 40 68 17 18 • www.ofi-am.fr



@ISRbyOFI